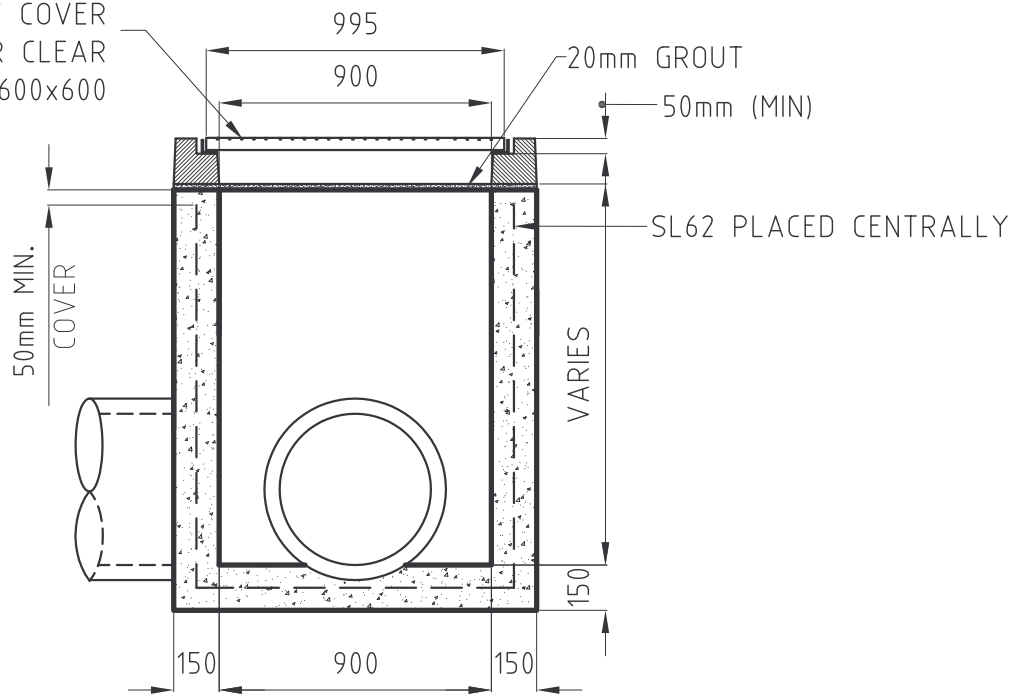
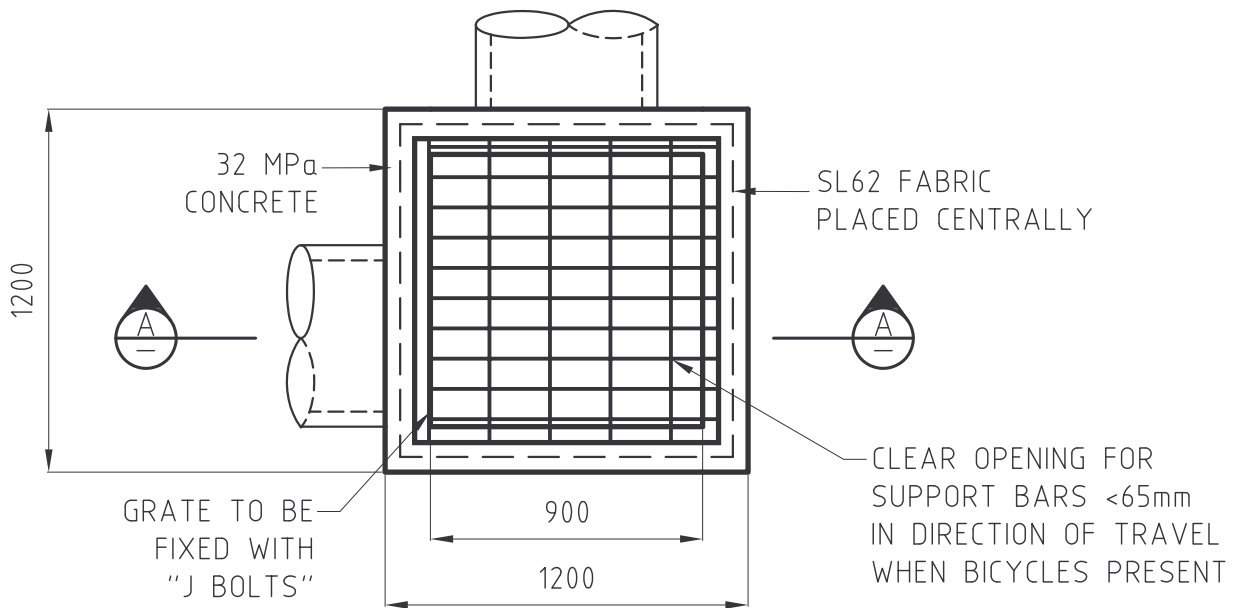


WELDLOK TYPE 'D' COVER  
AND FRAME FOR CLEAR  
OPENING 600x600




**SECTION A**



**PLAN VIEW**

**NOTES:-**

1. ALL CONSTRUCTION IN ACCORDANCE WITH COUNCIL'S "TECHNICAL SPECIFICATION FOR CONCRETE WORK".
2. ALL CONCRETE TO 32 MPa. WITH SL62 FABRIC PLACED CENTRALLY.
3. GRATE TO BE HINGED AND ABLE TO PIVOT PAST 8° PAST VERTICAL TO COMPLY WITH AS3996-2006.



**STANDARD DETAIL**

JUNCTION BOX/GRATED INLET PIT  
900X900 WITHOUT BENCHING

PLAN No.

**SD-26**

APPROVED.....C.HASKAS.....  
Manager Civil Design

DATE.....11/4/07.....

DRAWN/DESIGNED

N.SCOTT

CHECKED

A.S. TAYLOR

CAD FILE NAME

SD-26.dwg

SHEET SIZE

A4

REVISION

0