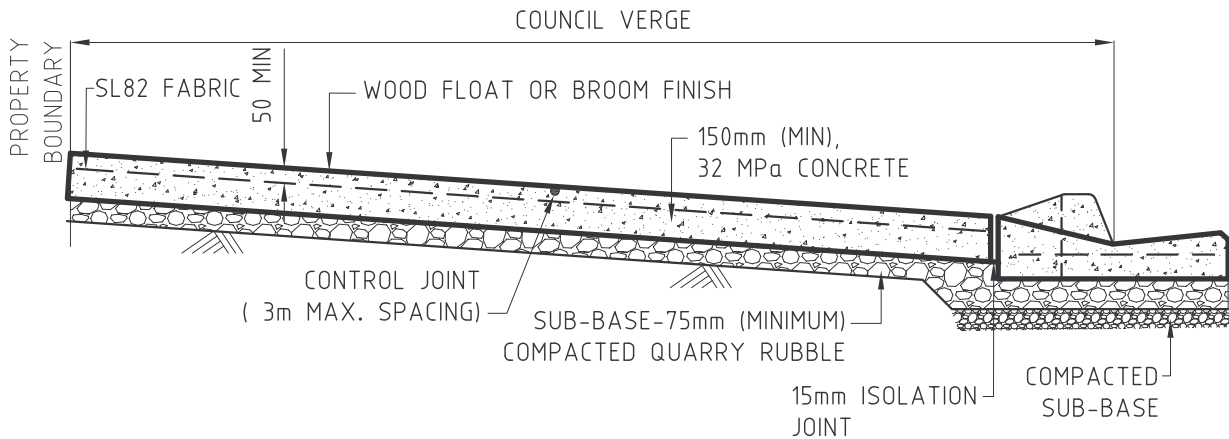
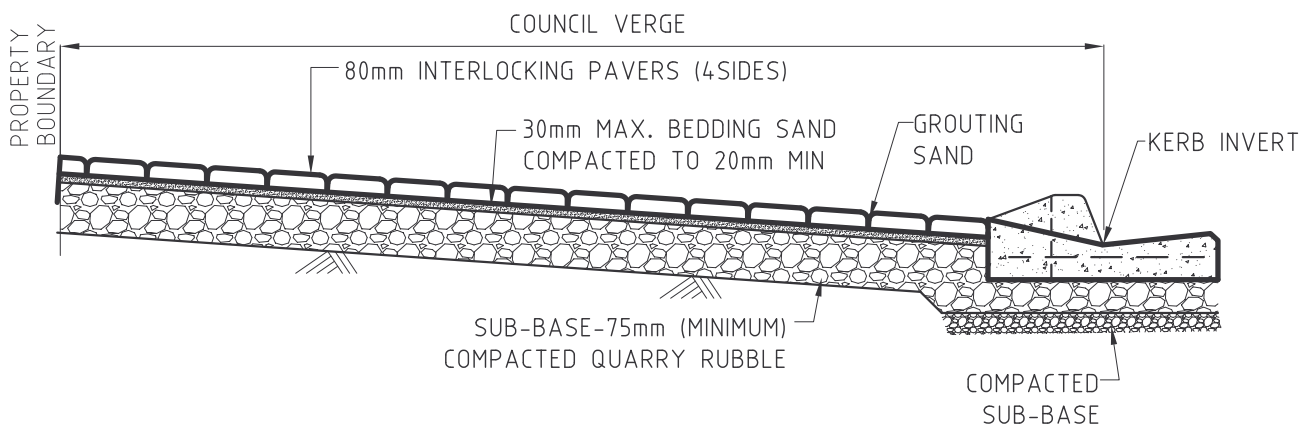


HOTMIX VEHICLE CROSSOVER SECTION




CONCRETE VEHICLE CROSSOVER SECTION



PAVED VEHICLE CROSSOVER SECTION

NOTE:-

1. CROSS OVER PAVEMENTS:-REFERENCES: AS3727, GUIDE TO RESIDENTIAL PAVEMENTS; CMAA T44,T45 &T46.
2. ALL KERBING CONCRETE TO CONTAIN BLACK OXIDE UPTO THE RATE OF 10Kgs./Cu.M.,TO MATCH EXISTING.
3. ALL CONSTRUCTION TO BE IN ACCORDANCE WITH COUNCIL'S "TECHNICAL SPECIFICATION FOR CONCRETE WORK.
4. SEWER INSPECTION POINT TO BE ADJUSTED TO SUIT NEW LEVEL.
5. THIS DETAIL REPRESENTS PAVEMENT DETAILS ONLY AND VERTICAL ALIGNMENT IS NOT TO BE TAKEN FROM THIS DRAWING. FOR VERTICAL ALIGNMENT REFER TO SD-13.



STANDARD DETAIL

COMPLYING LIGHT DUTY  
COMMERCIAL ENTRANCE

PLAN No.

SD-15

APPROVED.....C.HASKAS.....  
Manager Civil Design

DATE.....11/4/07.....

DRAWN/DESIGNED

N.SCOTT

CHECKED

A.S. TAYLOR

CAD FILE NAME

SD-15.dwg

SHEET SIZE

A4

REVISION

0